




# TIGHT LINES

You can cast a line (and advocate for trout) in any season, from the wildflower-dotted pine forests of the Metolius to the snowy banks of the Fall River. What you'll need has everything to do with respecting, protecting, and conserving our trout populations and fisheries. Before heading out, check conditions with a local fly shop and regulations with the [Oregon Department of Fish and Wildlife](#), then pack accordingly.



## WHAT'S IN YOUR BAG? FLY FISHING PACK LIST

TAKE ME WITH YOU!

### TROUT-FRIENDLY PACK LIST:

	<p><b>STREAMSIDE THERMOMETER</b> FOR TROUT'S SAKE, DON'T FISH WHEN THE WATER IS ABOVE 65°F.</p>
	<p><b>RUBBER MESH NET</b> GILL AND FIN-FRIENDLY &amp; HELPS PRESERVE A FISH'S PROTECTIVE SLIME COATING</p>
	<p><b>BARBLESS HOOKS</b> PUT THE EASE IN RELEASE AND SAVE SOME LIPS. DON'T FORGET YOUR FISH HOOK RELEASE TOOL</p>
	<p><b>OREGON FISHING LICENSE</b> FINANCE FISHERY CONSERVATION, RESEARCH, &amp; EDUCATION</p>
	<p><b>PIOPOD MICROTRASH CONTAINER</b> PACK IT OUT. BECAUSE EVEN SMALL TRASH MAKES FOR BIG DAMAGE</p>
<p>ALWAYS <u>KEEP FISH WET, USE CATCH &amp; RELEASE BEST PRACTICES</u>, AND PLEASE TREAT OUR FISHERIES WITH CARE AND RESPECT THROUGH AWARENESS, EDUCATION, AND ACTION!</p>	



By following the principles of **Leave No Trace**, we all help protect our forests, deserts, rivers, streams, mountains, and wildlife.

# FLY FISH RESPONSIBLY

WHETHER A FISHING NEWBIE OR A SEASONED PRO:

## PLAN AHEAD

Check **fishing regulations** to know when, where, and what types of fishing are allowed. Bring extra layers (for storms or unintended swims) and don't forget your Oregon fishing license.

## HANDLE WITH CARE

Got a bite? Land 'em quickly, use a rubber net, always wet hands before gently supporting them, minimize handling, and keep fish wet. If you want a photo, try your underwater photo skills.

## PACK IT OUT

Chuck used tippet and old flies in your pack (or PIPOD) for a ride to the trash can. Same goes for wrappers, fruit peels, and empty cans, whether they are yours or someone else's.

## WATCH WHERE YOU WADE

Know how to identify a redd (where trout spawn) and stay clear of them. Keep to established trails to minimize erosion and protect restoration areas. Play it safe with slow and steady wading.

## BE CONSIDERATE

Our rivers and lakes are for all recreationalists to enjoy, so keep your time on the water friendly and flexible. Give a howdy and some space.














## STAY OUT OF HOT WATER

Call a fly shop to check water flows and temps before you head out. Avoid fishing in water above 65° F to reduce life-threatening stress and damage to our trout friends.

## CENTRAL OREGON REGIONAL MAP

# FLY FISH

Check out some of the more reliable places to cast a line

	<b>CRANE PRAIRIE RESERVOIR</b>
	<b>CROOKED RIVER</b>
	<b>DAVIS LAKE</b>
	<b>DESCHUTES RIVER</b>
	<b>EAST LAKE</b>
	<b>FALL RIVER</b>
	<b>HOSMER LAKE</b>
	<b>METOLIUS RIVER</b>
	<b>PAULINA LAKE</b>
	<b>THREE CREEK LAKE</b>
	<b>WICKIUP RESERVOIR</b>
	<b>NW FOREST PASS OR AMERICA THE BEAUTIFUL PASS REQUIRED</b>
	<b>STATE PARKS PASS REQUIRED</b>

